



Squeegee User Guide

Four easy steps for clean dry floors in one pass

SELECT

1

LINATEX®



The standard for most floor surfaces and environments.

PRIMOthane®



Best for low-water cleaning, rubber floors, oily floors or anti-slip floors.

Gum Rubber




For use on smooth indoor surfaces with light traffic.


ADJUST

2


Ensure the right amount of downward pressure is applied when adjusting the squeegee.



Not Enough Pressure



Too Much Pressure



Right Amount of Pressure


MAINTAIN

3




Clean & inspect squeegees regularly

New Squeegee
4 Edges



Time to flip to a
new edge



Time to rotate to other
side or replace



REPLACE

4

Replace when squeegee shows signs of damage.



Worn



Torn



Wavy

YOUR FLOOR SCRUBBING EQUIPMENT

				LINATEX	
				Primothane	



WANT TO KNOW MORE?

1-800-553-8033 | Parts: csparts@tennantco.com | Service: service@tennantco.com | www.tennantco.com